



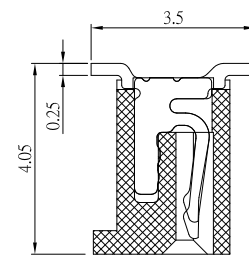
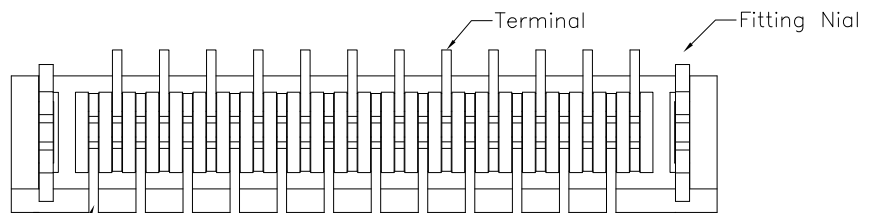
**SPECIFICATIONS**

Electrical Characteristics:

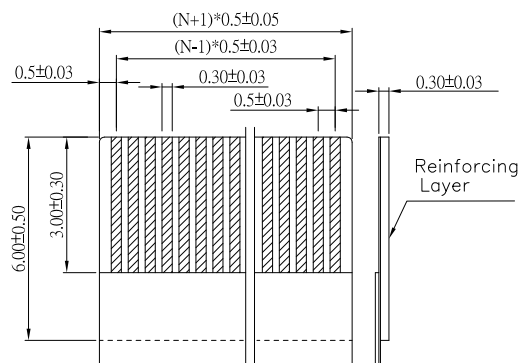
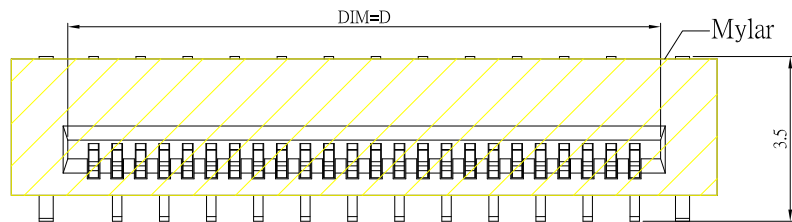
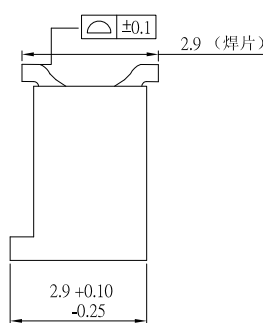
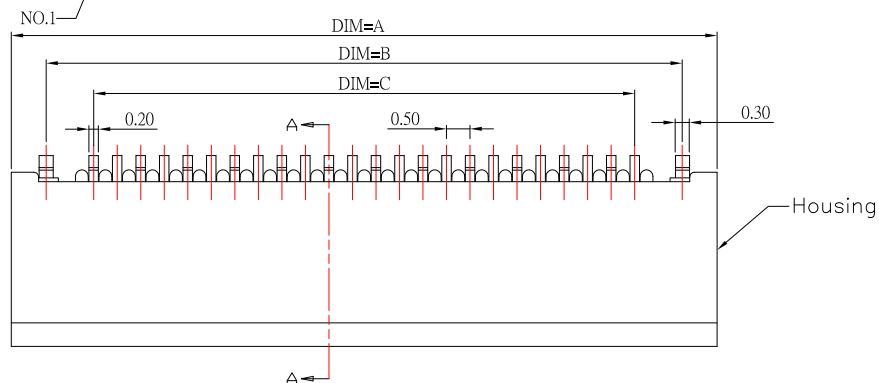
- 1.1 Voltage rating: 50V AC / DC
- 1.2 Current rating: 0.4A AC / DC
- 1.3 Temperature range: -25°C~+85°C
- 1.4 Withstand Voltage: 200V AC / Minute
- 1.5 Contact Resistance: 20mΩ MAX
- 1.6 Insulation resistance: 500MΩ MIN

Material:

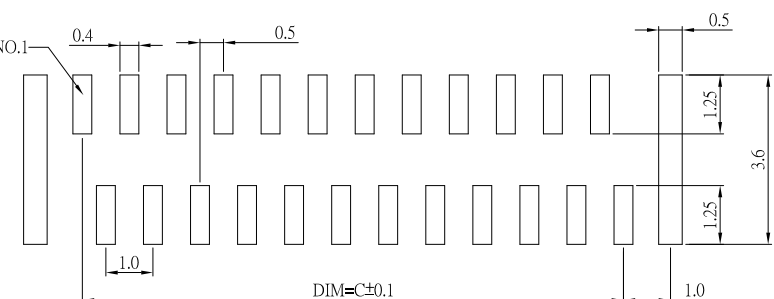
- 1.1 Housing: LCP
- 1.2 Contact: Phosphor Bronze, Tin PLated over Nickel
- 1.3 Fitting Nial: Phosphor Bronze, Tin PLated over Nickel



SECTION A-A



RECOMMENDED FFC/FPC DIM.



**RECOMMENDED PCB LAYOUT**

PIN数	DIM=A	DIM=B	DIM=C	DIM=D
48P	27.00	25.50	23.50	24.60
45P	25.50	24.00	22.00	23.10
44P	25.00	23.50	21.50	22.60
42P	24.00	22.50	20.50	21.60
40P	23.00	21.50	19.50	20.60
30P	18.00	16.50	14.50	15.60
28P	17.00	15.50	13.50	14.60
24P	15.00	13.50	11.50	12.60
22P	14.00	12.50	10.50	11.60
20P	13.00	11.50	9.50	10.60
18P	12.00	10.50	8.50	9.60
16P	11.00	9.50	7.50	8.60
14P	10.00	8.50	6.50	7.60
12P	9.00	7.50	5.50	6.60
10P	8.00	6.50	4.50	5.60
9P	7.50	6.00	4.00	5.10
8P	7.00	5.50	3.50	4.60
6P	6.00	4.50	2.50	3.60
4P	5.00	3.50	1.50	2.60

6	更新鍍層	Jack	082322
5	更新零件底部圖面	Jack	021522
4	更新樣式	Jack	010322
3	新增Mylar	Jack	052719
2	更新尺寸公差	Jack	091718
1	更新圖面	Jack	082218
ITEM NO.	DESCRIPTION	DRAWN	DATE



TOLERANCE UNLESS OTHERWISE STATED:  
 Up to 5 ±0.2  
 Above 5 ~ 15 ±0.3  
 Above 15 ~ 30 ±0.4  
 Above 30 ~ 50 ±0.5  
 Angle ±0.3°

3RD. ANGEL'S



UNITS MM

DRAWN BY:	DATE	MAT'L	TITLE	CONNECTOR
Jack Lu	08/23/22			
CHECKED BY:	DATE	FINISH	MODLE	FPC 直立式 SMT H:4.0mm 反腳位
Jacky Chen	08/23/22			
APPROVED BY:	DATE	SCALE	DWG NO.	FPC05S2-40xx-N-S304
Tony Kao	08/23/22	1 : 1		
		SHEET NO.	PART NO.	FPC05S2-40xx-N-S304
		1 of 1		
			SIZE	A4
			VER	R6